

CPD15/18/20/25 /30/35/38

A3H4-M A5H4-S/M A5XH4-S



1.5-3.8 t

H4 Series Battery Powered
Counterbalance Forklift truck



ANHUI HELI CO., LTD.

Add / No.668, FangXing Road, Hefei, China

Fax / +86-551-63639966

Tel / +86-551-63639068(America); 63639258(Europe); 63639358(Asia);
63662105(Africa & Middle East);



LinkedIn



YouTube



Facebook

FLJH0011EN
Design/Print/Forklift Printing 2022/002

* Our products are subject to improvements and changes without notice.

Lead & Lithium Are Ready To Go.

H4 series 1.5-3.8 t battery powered counterbalance forklift truck emerge as the times require

People oriented design concept / inheritance family design concept
seek breakthrough in a appearance / showing dynamic charm in design details



Comfort and energy saving

01-02

The user experience is fully considered, and the superior operating space design provides high driving comfort.



Stable and Reliable

03-04

CAE analysis, component bench test and whole truck strengthening test are used to ensure reliability.



Intelligent security

05

Intelligent control and protection improve the safety of drivers.



Convenient maintenance

06

More convenient maintenance operation improves the maintenance efficiency of after-sale services.

Comfort and energy saving

The user experience is fully considered, and the superior operating space design provides high driving comfort.

Wide view mast design, wide front view

The big handle and the super spacious cab design are suitable for people of different heights.

Steering wheel start steering (optional)

P, E, S three speed regulation

- P — Powerful
 - E — Economics
 - S — Energy saving
- Multi gear performance mode can be freely selected according to actual working conditions.



The whole truck is equipped with LED lighting system as standard, with high brightness, long service life and more energy saving

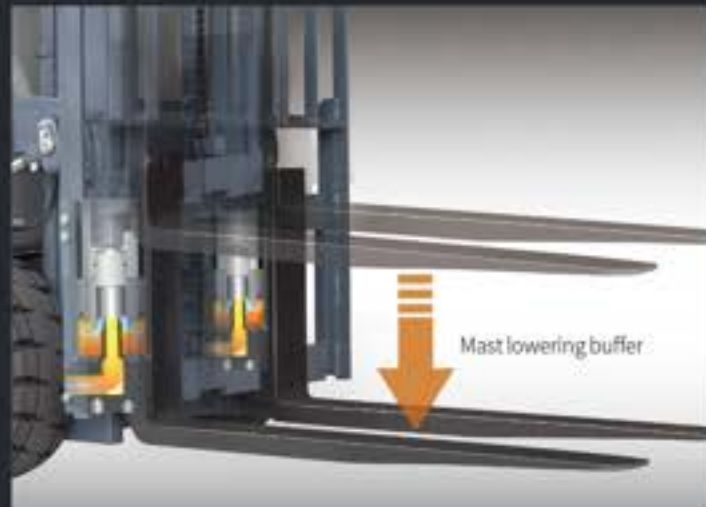
Reversing horn handle (s optional, M standard)



Semi enclosed shock-absorbing seat offers high comfort.



Electric special pattern tyre has low driving damping.



Mast lowering buffer



Gantry lifting buffer (optional)

Right set operating valve stem offers good operation comfort.

Intelligent color screen instrument offers more friendly human-computer interaction.



Graphical interface design / Chinese fault display / integrated handheld unit function / optional integrated vehicle networking function



Full package design of instrument panel, Water cup holder, mobile phone storage space, USB interface (optional for S, standard for M)

Stable and Reliable

CAE analysis, component bench test and whole truck strengthening test are used to ensure reliability.

Reliable components



Steering axle:
Cast axle body, tapered roller bearing



Drive axle:
integral brake drum, integral cast axle housing, half shaft oil seal design, high-precision gear with large coincidence



Mast:
Borrowing the main components of mature mast of internal combustion forklift truck

Sheet metal stamping side cover

All metal anti-skid pedal



Good lateral stability of the whole truck and guaranteed safety during operation



High rotation point steering axle



Middle and sink layout of the battery



Good heat dissipation



The electric control is placed on the counterweight



Side mounted welded oil tank

Test verification



Rain test

Simulate the operation under 35mm rainstorm, reach IPx4 protection grade, and meet the needs of outdoor operation.



Cold storage test

The whole truck can run continuously after 6 hours of alternating operation in the -20°C cold storage and 12 hours of parking in the cold storage.



Vehicle vibration test

The vibration frequency of the whole truck is tested to optimize and improve the operating comfort.



Reliability endurance test

800 hour strengthening of the whole truck (including climbing, rain, bumpy road, etc.).

Intelligent security

Intelligent control and protection improve the safety of drivers.

- Dual core controller
- OPS protection
(standard driving OPS / optional hydraulic OPS)
- Hydraulic burst protection, forward tilting self-locking protection
- Electrical multiple protection
(short circuit protection, overheat protection, low power protection, sequence protection)
- Parking safety reminder
- Reminder through slow sliding on ramp
- Turning automatic deceleration (optional)



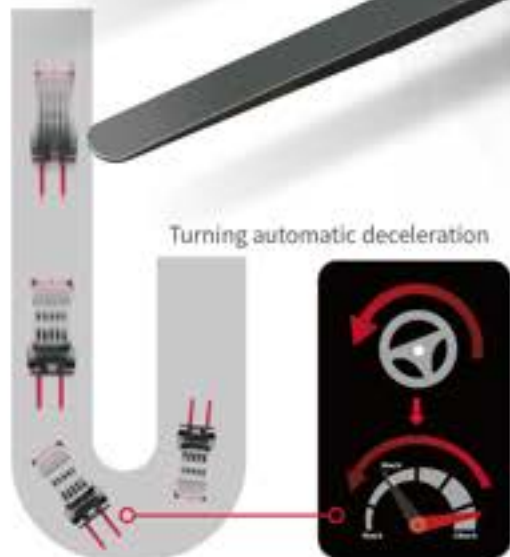
- Flexible battery charging mode (can be charged with the truck or replaced)
- Pump, pump motor, controller and other main electrical components are located on the counterweight, which is convenient for maintenance.
- Friendly interface



ADMIN	
1.SW MONITOR	7.P.M.SET
2.OPERATE MONITOR	8.BDI SET
3.TEMP MONITOR	9.STEER SET
4.CUR MONITOR	10.T.M.CUR SET
5.USER.SET	11.T.S.CUR SET
6.T.M. SET	12.P.M.CUR SET



Convenient maintenance
More convenient maintenance operation improves the maintenance efficiency of after-sale services.

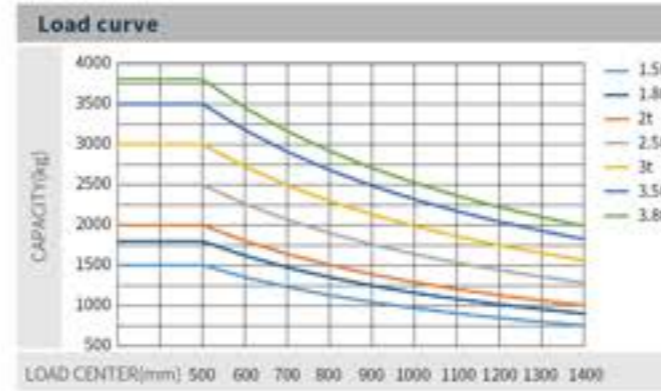
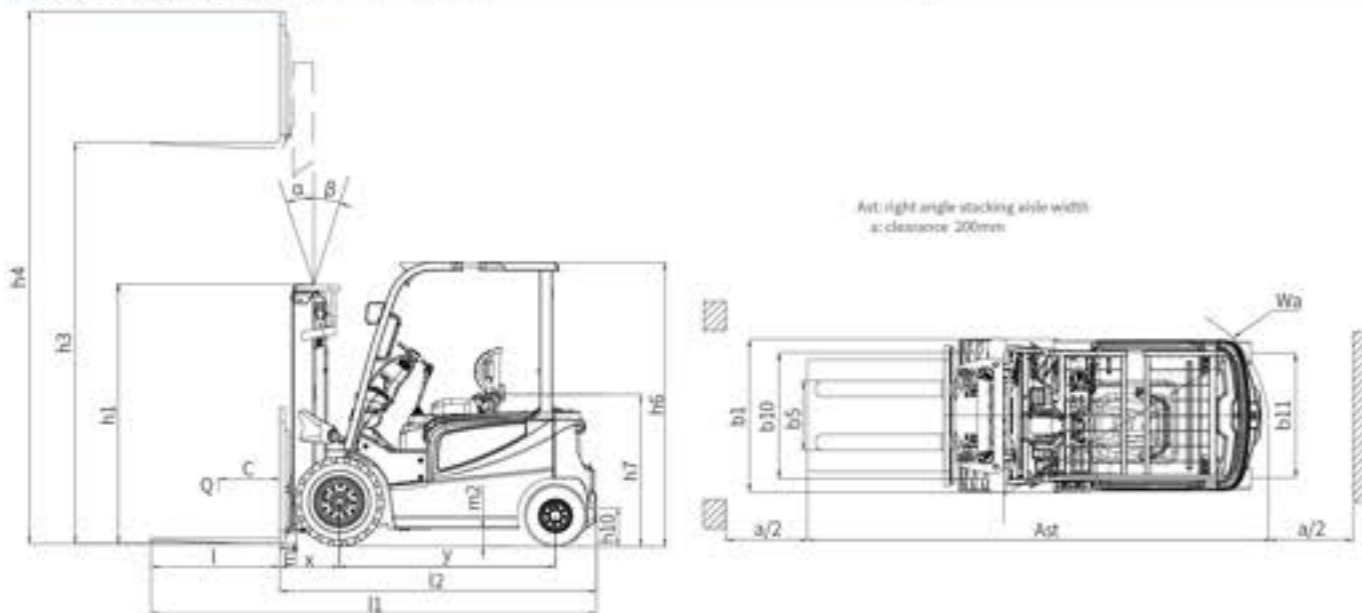


Manufacturer and Technical Data (Table 1)

Characteristics		HELI					
1.01	Manufacturer	HELI					
1.02	Model	CPD15	CPD18	CPD15	CPD18	CPD20	
1.03	Configuration number	A3H4-M/AS14-M	A3H4-M/AS14-M	A5H4-S	A5H4-S	A5H4-S	
1.04	Rated capacity	Q kg	1500	1800	1500	1800	2000
1.05	Load center distance	c mm	500				
1.06	Power mode	Battery					
1.07	Driving mode	Seated					
1.08	Front overhang	x mm	400			414	
1.09	Wheelbase	y mm	1475				
Weight							
2.01	Total weight (with/without battery)	kg	3125/2365	3175/2415	3050/2350	3100/2400	3300/2595
2.02	Axle load (laden, front/rear)	kg	2953/662	4431/544	3934/616	4402/498	4776/524
2.03	Axle load (unladen, front/rear)	kg	1547/1578	1540/1675	1518/1530	1511/1589	1544/1756
Tyres							
3.01	Tyre type	Pneumatic tyre					
3.02	Tyre size, front	6.50-10-10PR					
3.03	Tyre size, rear	16x6.8-10PR					
3.04	Wheels, number front/rear (x-driven wheels)	2/2					
3.05	Tread, front	b10 mm	934				
3.06	Tread, rear	b11 mm	920				
Dimensions							
4.01	Mast tilt angle (forward/backward)	α/β °	6/8				
4.02	Height (mast lowered)	h1 mm	1995				
4.03	Free lifting height	h2 mm	155				
4.04	Lifting height (standard)	h3 mm	3000				
4.05	Max. height, extended (with backrest)	h4 mm	4014				
4.06	Height of overhead guard	h6 mm	2130				
4.07	Seat height relating to SIP (to ground)	h7 mm	1125				
4.08	Towing coupling height	h10 mm	250				
4.09	Overall length (with fork)	l1 mm	3120			3125	
4.10	Overall length (without fork)	l2 mm	2200			2205	
4.11	Overall width	b1 mm	1120				
4.12	Fork carriage, according to ISO2328	s/m/l mm	2A				
4.13	Fork size: thickness x width x length		35x100x920			40x100x920	
4.14	Distance across fork arms, Max./Min.	t5 mm	960/300				
4.15	Distance across fork arms, Max./Min.	m1 mm	100				
4.16	Ground clearance (center of wheelbase)	m2 mm	95				
4.17	Right angle stacking aisle width for pallet 1000x1200mm (the side of 1200mm is placed across the forks.)	Ast mm	3575			3580	
4.18	Right angle stacking aisle width for pallet 800x1200mm (the side of 1200mm is placed along the forks.)	Ast mm	3770			3775	
4.19	Min. outside turning radius	Wa mm	1920				
Performance Data							
5.01	Travel speed (laden/unladen)	km/h	14.5/15	14.5/15	12/13	12/13	14.5/15
5.02	Lift speed (laden/unladen)	m/s	0.320/0.440	0.290/0.440	0.290/0.400	0.270/0.400	0.280/0.440
5.03	Lowering speed (laden/unladen)	m/s	0.400/0.400				
5.04	Max. drawbar pull (laden/unladen)	N	10200/9700	10200/9800	10200/9700	10200/9800	11000/10700
5.05	Max. gradeability (laden/unladen)	%	17/27	15/25	15/23	15/22	15/25
5.06	Acceleration time (10 m) (laden/unladen)	s	5.5/5.2	5.6/5.3	6.0/5.7	6.1/5.8	5.6/5.2
Battery							
6.01	Battery, according to DIN		43511A				
6.02	Battery voltage/Capacity (KS)	V/Wh	48/480	48/480	48/400	48/400	48/420
6.03	Battery weight	kg	760	760	700	700	705
Motor and controller							
7.01	Driving motor powering (52-60min)	kW	8				
7.02	Lifting motor powering (53-15%)	kW	20.8				
7.03	Driving motor controlling mode		MOSFET/AC				
7.04	Lifting motor controlling mode		MOSFET/AC				
Addition data							
8.01	Service brake/Parking brake		Hydraulic/Mechanical				
8.02	Operating pressure for attachments	MPa	16				

Manufacturer and Technical Data (Table 2)

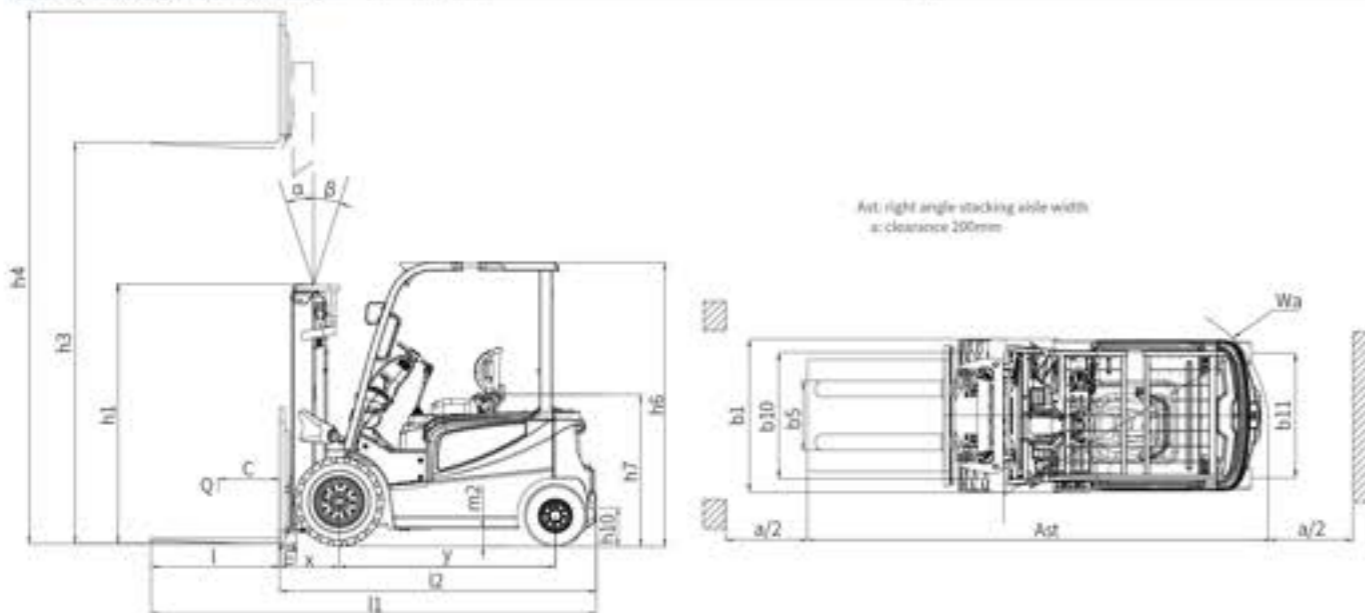
Characteristics		HELI					
1.01	Manufacturer	HELI					
1.02	Model	CPD20	CPD25	CPD30	CPD35	CPD35	
1.03	Configuration number	A3H4-M/AS14-M	A3H4-M/AS14-M	A5H4-S	A5H4-S	A5H4-S	
1.04	Rated capacity	Q kg	2000	2500	2000	2500	
1.05	Load center distance	c mm	500				
1.06	Power mode	Battery					
1.07	Driving mode	Seated					
1.08	Front overhang	x mm	460				
1.09	Wheelbase	y mm	1660				
Weight							
2.01	Total weight (with/without battery)	kg	4930/3100	4190/3260	3940/3100	4100/3260	
2.02	Axle load (laden, front/rear)	kg	5300/730	6010/680	5220/720	5930/670	
2.03	Axle load (unladen, front/rear)	kg	2250/1980	2140/2150	2030/1930	2000/2100	
Tyres							
3.01	Tyre type	Pneumatic tyre					
3.02	Tyre size, front	7.00-12-14PR					
3.03	Tyre size, rear	18x7.8-14PR					
3.04	Wheels, number front/rear (x-driven wheels)	2/2					
3.05	Tread, front	b10 mm	970				
3.06	Tread, rear	b11 mm	960				
Dimensions							
4.01	Mast tilt angle (forward/backward)	α/β °	6/10				
4.02	Height (mast lowered)	h1 mm	2000				
4.03	Free lifting height	h2 mm	165				
4.04	Lifting height (standard)	h3 mm	3000				
4.05	Max. height, extended (with backrest)	h4 mm	4320				
4.06	Height of overhead guard	h6 mm	2170				
4.07	Seat height relating to SIP (to ground)	h7 mm	1154				
4.08	Towing coupling height	h10 mm	300				
4.09	Overall length (with fork)	l1 mm	3354	3504	3354	3504	
4.10	Overall length (without fork)	l2 mm	2434				
4.11	Overall width	b1 mm	1180				
4.12	Fork carriage, according to ISO2328	s/m/l mm	2A				
4.13	Fork size: thickness x width x length		40x122x920	40x122x1070	40x122x920	40x122x1070	
4.14	Distance across fork arms, Max./Min.	t5 mm	1030/250				
4.15	Distance across fork arms, Max./Min.	m1 mm	100				
4.16	Ground clearance (center of wheelbase)	m2 mm	125				
4.17	Right angle stacking aisle width for pallet 1000x1200mm (the side of 1200mm is placed across the forks.)	Ast mm	3753				
4.18	Right angle stacking aisle width for pallet 800x1200mm (the side of 1200mm is placed along the forks.)	Ast mm	3953				
4.19	Min. outside turning radius	Wa mm	2140				
Performance Data							
5.01	Travel speed (laden/unladen)	km/h	14.5/15	14.5/15	12/13	12/13	
5.02	Lift speed (laden/unladen)	m/s	0.320/0.440	0.290/0.440	0.290/0.400	0.270/0.400	
5.03	Lowering speed (laden/unladen)	m/s	0.360/0.460				
5.04	Max. drawbar pull (laden/unladen)	N	13600/13000	14000/13300	13600/13000	14000/13300	
5.05	Max. gradeability (laden/unladen)	%	17/25	15/25	15/25	15/25	
5.06	Acceleration time (10 m) (laden/unladen)	s	5.9/5.0	6.1/5.0	6.0/5.3	6.2/5.3	
Battery							
6.01	Battery, according to DIN		43511A				
6.02	Battery voltage/Capacity (KS)	V/Wh	48/600	48/600	48/500	48/500	
6.03	Battery weight	kg	930	930	840	840	
Motor and controller							
7.01	Driving motor powering (52-60min)	kW	11				
7.02	Lifting motor powering (53-15%)	kW	12				
7.03	Driving motor controlling mode		MOSFET/AC				
7.04	Lifting motor controlling mode		MOSFET/AC				
Addition data							
8.01	Service brake/Parking brake		Hydraulic/Mechanical				
8.02	Operating pressure for attachments	MPa	16				



Note:
The vertical axis stands for load capacity and the horizontal axis stands for load center which is calculated from the front surface of the forks to the gravity of the standard load, the standard load means a cubic with 1000mm edge length. When mast is tilted forward, using non-standard forks or loading large goods, the load capacity will be reduced. The load capacity of standard mast at different load center can be known from this load chart.

Manufacturer and Technical Data (Table 3)

Manufacturer and Technical Data (Table 3)						
Characteristics						
1.01	Manufacturer	HELI				
1.02	Model	CPD30	CPD35	CPD35	CPD35	CPD38
1.03	Configuration number	A3H4-M/A3H4-M	A3H4-M/A3H4-M	A3H4-S	A3H4-S	A3H4-S
1.04	Rated capacity	kg	3000	3500	3000	3800
1.05	Load center distance	c	mm	500	500	500
1.06	Power mode	Battery				
1.07	Driving mode	Seated				
1.08	Front overhang	x	mm	477	482	482
1.09	Wheelbase	y	mm	1750	1750	1760
Weight						
2.01	Total weight (with/without battery)	kg	4995/3685	5310/4000	4900/3700	5110/3910
2.02	Axle load (laden/front/rear)	kg	2095/900	2915/895	2075/825	2860/750
2.03	Axle load (unladen/front/rear)	kg	2415/2540	2465/2845	2380/2510	2565/3045
Tyres						
3.01	Tyre type	Pneumatic tyre/front tyre/Solid tyre/rear tyre				
3.02	Tyre size, front	28 X 9-15-14PR				
3.03	Tyre size, rear	28 X 7-8				
3.04	Wheels, number front/rear (x-driven wheels)	2/2				
3.05	Tread, front	b10	mm	1000		1080
3.06	Tread, rear	b11	mm	970		970
Dimensions						
4.01	Mast tilt angle (forward/backward)	α/β	°	6/10		6/8
4.02	Height (mast lowered)	h1	mm	2070	2120	2180
4.03	Free lifting height	h2	mm	155		160
4.04	Lifting height (standard)	h3	mm		3000	
4.05	Max. height, extended (with backrest)	h4	mm		4217	
4.06	Height of overhead guard	h5	mm		2180	2185
4.07	Seat height relating to SIP (to ground)	h7	mm		1164	
4.08	Towing coupling height	h10	mm		330	
4.09	Overall length (with fork)	l1	mm	3637	3642	3682
4.10	Overall length (without fork)	l2	mm	2567	2572	2612
4.11	Overall width	b1	mm		1260	1392
4.12	Fork carriage, according to ISO2328	b5/b1	mm		3A	
4.13	Fork size: thickness x width x length			45 x 125 x 1070	50 x 125 x 1070	45 x 125 x 1070
4.14	Distance across fork-arms, Max./Min.	b5	mm		1060/250	
4.15	Distance across fork-arms, Max./Min.	m1	mm		130	125
4.16	Ground clearance (center of wheelbase)	m2	mm		135	140
4.17	Right angle stacking side width for pallet 1200 x 1200mm (the side of 1200mm is placed across the forks.)	Ast	mm	3912	3917	3952
4.18	Right angle stacking side width for pallet 1200mm (the side of 1200mm is placed along the forks.)	Ast	mm	4115	4117	4152
4.19	Min. outside turning radius	Wa	mm	2235	2235	2270
Performance Data						
5.01	Travel speed (laden/unladen)	km/h	14.5/15	14.5/15	12/13	12/13
5.02	Lift speed (laden/unladen)	m/s	0.320/0.440	0.290/0.440	0.290/0.400	0.270/0.400
5.03	Lowering speed (laden/unladen)	m/s			0.400/0.400	
5.04	Max. drawbar pull (laden/unladen)	N	16300/15800	17000/16600	16300/16000	16900/15900
5.05	Max. gradeability (laden/unladen)	%	17/26	15/23	15/25	15/20
5.06	Acceleration time (10 m) (laden/unladen)	s	5.7/5.1	6.1/5.2	5.8/5.3	6.3/5.4
Battery						
6.01	Battery, according to DIN	435/6A				
6.02	Battery voltage/Capacity (kWh)	V/Wh	80/480	80/480	85/400	80/400
6.03	Battery weight	kg	1310	1310	1200	1310
Motor and controller						
7.01	Driving motor powering (52-60min)	kW	15			
7.02	Lifting motor powering (53-15%)	kW	16			
7.03	Driving motor controlling mode	MOSFET/AC				
7.04	Lifting motor controlling mode	MOSFET/AC				
Addition data						
8.01	Service brake/Parking brake	Hydraulic/Mechanical				
8.02	Operating pressure for attachments	MPa	16			



1.5t/1.8t/2t(E) Mast parameters

Mast type	Mast model	Max. lifting height (mm)	Load capacity (kg)			Height (mm)		Free lift height (with backrest) (mm)		Service weight (kg)					Mast tilt angle α/β (°)	
			1.5t	1.8t	2t(E)	1.5-1.8t	2t(E)	1.5t-5	1.8t-5	2t(E)	1.5t-5	1.8t-5	1.8t-M	2t(E)	1.5-1.8t	2t(E)
2-stage standard Mast	M200	2000	1500	1800	2000	1495	1495	155	155	2966	3061	3036	3111	3236	6/8	6/8
	M250	2500	1500	1800	2000	1745	1745	155	155	3018	3093	3068	3143	3268	6/8	6/8
	M300	3000	1500	1800	2000	1995	1995	155	155	3070	3125	3100	3175	3300	6/8	6/8
	M330	3300	1500	1800	2000	2145	2145	155	155	3069	3144	3119	3194	3319	6/8	6/8
	M350	3500	1500	1800	2000	2345	2345	155	155	3082	3157	3132	3207	3332	6/8	6/8
	M370	3700	1500	1800	2000	2345	2345	155	155	3095	3170	3145	3220	3345	6/8	6/8
	M400	4000	1500	1800	2000	2545	2545	155	155	3143	3218	3193	3268	3393	6/8	6/8
	M425	4250	1500	1800	1850	2670	2670	155	155	3160	3235	3210	3285	3410	6/8	6/8
	M450	4500	1450	1800	1750	2795	2795	155	155	3176	3251	3226	3301	3426	6/8	6/8
	M500	5000	1450	1800	1800	3045	3045	155	155	3208	3283	3258	3333	3458	6/8	6/8
2-stage full free mast	M550	5500	1450	1800	1800	3345	3345	155	155	3270	3345	3320	3395	3520	6/8	6/8
	M600	6000	1450	1800	1800	3595	3595	155	155	3302	3377	3352	3427	3552	6/8	6/8
	ZM200	2000	1500	1800	2000	1495	1495	485	485	3035	3110	3085	3160	3285	6/8	6/8
	ZM250	2500	1500	1800	2000	1745	1745	735	735	3067	3142	3117	3192	3317	6/8	6/8
	ZM300	3000	1500	1800	2000	1995	1995	985	985	3101	3176	3151	3226	3351	6/8	6/8
	ZM330	3300	1500	1800	2000	2145	2145	1135	1135	3123	3198	3173	3248	3373	6/8	6/8
	ZM350	3500	1500	1800	2000	2345	2345	1235	1235	3138	3213	3188	3263	3388	6/8	6/8
	ZM370	3700	1500	1800	2000	2345	2345	1335	1335	3150	3225	3200	3275	3400	6/8	6/8
	ZM400	4000	1500	1800	2000	2545	2545	1535	1535	3198	3273	3248	3323	3448	6/8	6/8
	ZM425	4250	1500	1800	1850	2670	2670	1690	1690	3217	3292	3267	3342	3467	6/8	6/8
3-stage full free mast	ZM450	4500	1450	1800	1750	2795	2795	1785	1785	3236	3311	3286	3361	3486	6/8	6/8
	ZM500	5000	1450	1800	1800	3045	3045	2035	2035	3270	3345	3320	3395	3520	6/8	6/8
	ZM550	5500	1450	1800	1800	3345	3345	2335	2335	3331	3406	3381	3456	3581	6/8	6/8
	ZM600	6000	1450	1800	1800	3595	3595	2595	2595	3395	3470	3445	3520	3645	6/8	6/8
	ZSM300	3000	1500	1800	2000	1790	1790	785	785	3149	3224	3199	3274	3399	6/8	6/8
	ZSM400	4000	1500	1800	2000	1925	1925	920	920	3173	3248	3223	3298	3423	6/8	6/8
	ZSM435	4350	1450	1800	1850	2040	2040	1035	1035	3198	3273	3248	3323	3448	6/8	6/8
	ZSM450	4500	1450	1800	1750	2090	2090	1085	1085	3209	3284	3259	3334	3459	6/8	6/8
	ZSM470	4700	1450	1800	1650	2160	2160	1155	1155	3225	3300	3275	3350	3475	6/8	6/8
	ZSM480	4800	1450	1800	1850	2190	2190	1185	1185	3232	3307	3282	3357	3482	6/8	6/8
ZSM500	5000	1450	1800	1500	2290	2290	1285	1285	3253	3328	3303	3378	3503	6/8	6/8	
ZSM540	5400	1450	1800	1300	2415	2415	1410	1410	3279	3354	3329	3404	3529	6/8	6/8	
ZSM600	6000	1450	1800	900	2640	2640	1635	1635	3351	3426	3401	3476	3601	6/8	6/8	
ZSM650	6500	*1100	*1250	—	2840	—	1835	—	3389	3464	3439	3514	—	—	—	—
ZSM700	7000	*900	*950	—	3025	—	2025	—	3427	3502	3477	3552	—	—	—	—

Note: *Indicates the rated load capacity of the front wheel with twin tyres; 2t(E) indicates that the track type is CPD30-A3M4-S. When the front wheels of 1.5-1.8t are twin tyres (pneumatic tyre) and twin tyres (solid tyre), the service weight is increased by 50kg and 100kg respectively according to the table data.
 2-stage full free mast: 1.5-2t(E): When there is no backrest, the free lifting height increases by 170mm.
 3-stage full free mast: 1.5-2t(E): When there is no backrest, the free lifting height increases by 150mm.

2t/2.5t Mast parameters

Mast type	Mast model	Max. lifting height (mm)	Load capacity (kg)			Height (mm)		Free lift height (with backrest) (mm)		Service weight (kg)					Mast tilt angle α/β (°)	
			2t	2.5t	2t(E)	2-2.5t	2-2.5t	2.0t-5	2.0t-M	2.5t-5	2.5t-M	2-2.5t	2-2.5t			
2-stage standard Mast	M200	2000	2000	2500	1500	150	3066	3950	4020	4110	4110	4110	6/10	6/10		
	M250	2500	2000	2500	1750	150	3038	3998	4068	4158	4158	4158	6/10	6/10		
	M300	3000	2000	2500	2000	150	3040	4030	4100	4190	4190	4190	6/10	6/10		
	M330	3300	2000	2500	2150	150	3090	4070	4140	4230	4230	4230	6/10	6/10		
	M350	3500	2000	2500	2250	150	3099	4089	4159	4249	4249	4249	6/10	6/10		
	M370	3700	2000	2500	2350	150	4015	4105	4175	4265	4265	4265	6/8	6/8		
	M400	4000	2000	2500	2500	150	4087	4177	4247	4337	4337	4337	6/8	6/8		
	M425	4250	2000	2500	2670	150	4111	4201	4271	4361	4361	4361	6/8	6/8		
	M450	4500	2000	2500	2800	150	4133	4223	4293	4383	4383	4383	6/8	6/8		
	M500	5000	2000	2500	3050	150	4177	4267	4337	4427	4427	4427	6/8	6/8		
2-stage full free mast	M550	5500	2000	2500	3350	150</										

3t/3.5t/3.8t Mast parameters

Mast type	Mast model	Max lifting height (mm)	Load capacity (kg)					Height (mm)			Free lift height (with backrest) (mm)		Service weight (kg)					Mast tilt angle α(B°)	
			3t-M	3t-S	3.5t-M	3.5t-S	3.8t	3t	3.5t	3.8t	3t	3.5t	3.8t	3.0t-S	3.0t-M	3.5t-S	3.5t-M		3.8t-S
2-stage standard Mast	M200	2000	3000	3000	3500	3500	3800	1570	1620	1680	155	160	160	4899	4804	5204	5004	5504	6/10
	M250	2500	3000	3500	3500	3500	3800	1820	1870	1930	155	160	160	4947	4852	5257	5057	5557	6/10
	M300	3000	3000	3000	3500	3500	3800	2070	2120	2180	155	160	160	4995	4900	5310	5110	5610	6/10
	M330	3300	3000	3000	3500	3500	3800	2220	2270	2330	155	160	160	5024	4929	5342	5142	5642	6/10
	M350	3500	3000	3000	3500	3500	3800	2320	2370	2430	155	160	160	5043	4948	5363	5163	5663	6/10
	M370	3700	3000	3000	3500	3500	3800	2420	2470	2530	155	160	160	5062	4967	5384	5184	5684	6/10
	M400	4000	3000	2850	3500	3250	3700	2620	2670	2730	155	160	160	5142	5047	5468	5268	5768	6/10
	M425	4250	3000	2850	3500	3250	3700	2745	2795	2855	155	160	160	5166	5071	5494	5294	5794	6/10
	M450	4500	3000	2850	3500	3250	3700	2870	2920	2980	155	160	160	5190	5095	5521	5321	5821	6/10
	M500	5000	3000	2850	3500	3250	3700	3120	3170	3230	155	160	160	5238	5143	5574	5374	5874	6/10
2-stage full free mast	ZM200	2000	3000	3000	3500	3500	3800	1570	1620	1680	340	443	503	4927	4832	5228	5028	5528	6/10
	ZM250	2500	3000	3500	3500	3500	3800	1820	1870	1930	590	693	753	4977	4882	5281	5081	5581	6/10
	ZM300	3000	3000	3000	3500	3500	3800	2070	2120	2180	840	943	1003	5027	4932	5335	5135	5635	6/10
	ZM330	3300	3000	3000	3500	3500	3800	2220	2270	2330	990	1093	1153	5059	4964	5368	5168	5668	6/10
	ZM350	3500	3000	3000	3500	3500	3800	2320	2370	2430	1090	1193	1253	5079	4984	5389	5189	5689	6/10
	ZM370	3700	3000	3000	3500	3500	3800	2420	2470	2530	1190	1293	1353	5099	5004	5410	5210	5710	6/10
	ZM400	4000	3000	2850	3500	3200	3700	2620	2670	2730	1390	1493	1553	5177	5082	5490	5290	5790	6/10
	ZM425	4250	3000	2850	3500	3200	3700	2745	2795	2855	1515	1618	—	5203	5109	5517	5317	—	—
	ZM450	4500	3000	2850	3500	3200	3700	2870	2920	2980	1640	1743	—	5231	5136	5546	5346	—	—
	ZM500	5000	3000	2850	3500	3200	3700	3120	3170	3230	1890	1993	—	5285	5190	5602	5402	—	—
3-stage full free mast	ZM600	6000	3000	2850	3500	3200	3700	3420	3470	3530	2190	2293	—	5384	5289	5705	5505	—	—
	ZM600	6000	3000	2850	3500	3200	3700	3670	3720	3780	2440	2543	—	5437	5342	5761	5561	—	—
	ZSM360	3600	3000	2850	3500	3250	3800	1870	1870	1930	640	640	693	5138	5043	5421	5221	5724	6/10
	ZSM400	4000	3000	2750	3500	3100	3700	2020	2020	2055	790	790	843	5179	5084	5462	5262	5765	6/10
	ZSM435	4350	3000	2850	3500	3100	3700	2120	2120	2180	890	890	943	5208	5113	5491	5291	5794	6/10
	ZSM450	4500	3000	2850	3500	3100	3700	2170	2170	2230	940	940	993	5223	5128	5506	5306	5809	6/10
	ZSM470	4700	3000	2850	3500	3100	3700	2220	2220	2275	1000	1000	1053	5241	5146	5524	5324	5827	6/10
	ZSM480	4800	3000	2850	3500	3100	3700	2270	2270	2330	1040	1040	1093	5251	5156	5534	5334	5837	6/10
	ZSM500	5000	3000	2850	3500	3100	3700	2370	2370	2430	1140	1140	1193	5279	5183	5561	5361	5864	6/10
	ZSM540	5400	3000	2850	3500	3100	3700	2470	2470	2555	1240	1240	1293	5388	5213	5591	5391	5894	6/10
ZSM600	6000	3000	2850	3500	3100	3700	2670	2670	2780	1440	1440	1493	5412	5317	5693	5493	5998	6/10	
ZSM650	6500	3000	2850	3500	3100	3700	2870	2870	—	1640	1640	—	5467	5372	5750	5550	—	—	
ZSM700	7000	3180	2850	3500	3200	3700	3045	3045	—	1815	1815	—	5517	5422	5800	5600	—	—	

Note: *Indicates the rated load capacity of the front wheel with twin tyres; When the front wheels of 3.3t are twin tyres (pneumatic tyres) and twin tyres (solid tyres), the service weight is increased by 140kg and 20kg respectively according to the table data; When the front wheels of 3.8t are twin tyres (pneumatic tyres) and twin tyres (solid tyres), the service weight is increased by 20kg and 25kg respectively according to the table data.
 2-stage full free mast: X: When there is no backrest, the free lifting height increases by 47mm; 3.5t: When there is no backrest, the free lifting height increases by 40mm; 3.8t: When there is no backrest, the free lifting height increases by 40mm.
 3-stage full free mast: X: When there is no backrest, the free lifting height increases by 42mm; 3.5-3.8t: When there is no backrest, the free lifting height increases by 42mm.

Optional item	Model	S	M
Basic items	Pneumatic tyre*	●	●
	Solid tyre	○	○
	Single tyre (front wheel)	●	●
	Twin tyre (front wheel)**	○	○
	Two piece valve	●	●
	Three or four piece valve	○	○
	Basic type: 3M lifting height mast	●	●
	Other type and other height series mast***	○	○
	Standard series fork	●	●
	Non standard series forks and attachments	○	○
Safety items	Standard exterior color (blue grey + Heli red)	●	●
	Other exterior colors (customized)	○	○
	Turning speed limit	○	○
	Reversing armrest with horn switch	○	●
	Overspeed 5km / h alarm	○	○
	Overspeed 8km / h alarm	○	○
	Overspeed 10km / h alarm	○	○
	Traveling + lifting + tilting + equipped with OPS function (without lowering)	●	●
	Full set of OPS functions	○	○
	Seat belt switch	○	○
Comfort items	Multi way valve overload	●	●
	Dry powder fire extinguisher (0.5kg)	○	○
	Dry powder fire extinguisher (2kg)	○	○
	Carbon dioxide fire extinguisher (2kg)	○	○
	Reversing buzzer	●	●
	Reversing Chinese speaker	○	○
	No universal key	●	●
	With universal key	○	○
	Electronic lifting upper buffer	○	○
	Central wide-angle rearview mirror	●	●
Cab / Windshield / Air conditioner / Heater	Both side rear-view mirrors + center wide-angle rear-view mirror	○	○
	Reversing radar (4 probes)	○	○
	Reversing image (1 Camera + 4 radar probes)	○	○
	Semi enclosed seat	●	●
	Fully suspended seat	○	○
	Instrument panel with 1 USB interface (5V / 1A)	○	●
	Steering wheel starts steering	○	○
	Synchronous steering	○	○
	Steering wheel with handle ball	●	●
	Steering wheel without handle ball	○	○
Lights	electric fan	○	○
	panel mounted cab (including fan + wiper)	○	○
	Heater	○	○
	Single cooling air conditioner	○	○
	Single cooling air conditioner + heater	○	○
	Front windshield (including wiper)	○	○
	Rear windshield	○	○
	Top windshield (excluding fan)	○	○
	50mm increased of overhead guard height	○	○
	Overhead guard (with protective net)	○	○
Others	LED rear work light (1)	○	○
	Rear LED red / Blue spotlight (1)	○	○
	Rear and lateral red / blue bar lights	○	○
	Fixed LED flashing warning light	○	●
	Fixed LED rotary warning lamp	○	○
	Fixed LED rotary buzzer warning light	○	○
	Metric thread	●	●
	Tilt cylinder jacket	○	○
	Steering cylinder jacket	○	○
	REMA power connector	●	●
Domestic battery	●	●	
GS battery	○	○	
HOPPECKE battery	○	○	
FAAM battery	○	○	
(battery) with automatic water replenishment	○	○	
FICS standard type (for China)	○	○	

Note: ● Standard ; ○ Optional ;
 Some non-standard options need to be customized. Please consult local sales personnel or product development technicians before purchasing.
 **3.8t rear wheel is equipped with solid tyre as standard.
 ***There are restrictions on the type and height of small 2t and 3.8t mast. See the table of mast parameters for details.